

Fund description

The Fiducian Capital Stable Fund has a large allocation to fixed income assets and cash, and also includes some exposure to equities for longer term performance. The fund is diversified between multiple asset classes and countries, utilising the Fiducian “Manage the Manager” system that aims to achieve superior returns with reduced risk.

The Fund is suitable for investors who are relatively conservative but are prepared to take some level of market risk to achieve modest capital growth in addition to a relatively high level of income. The recommended holding period is at least 4 years.

Fund facts

Portfolio manager: Conrad Burge

ARSN: 093 542 879

APIR code: FPS0002AU

Benchmark: Zenith AMI Mixed Asset Cautious Index


Current fund size: \$461 million (October 2023)

Management cost: 0.76%

Total management costs: 0.82%

Application/Exit fee: Nil

Inception Date: March 1997



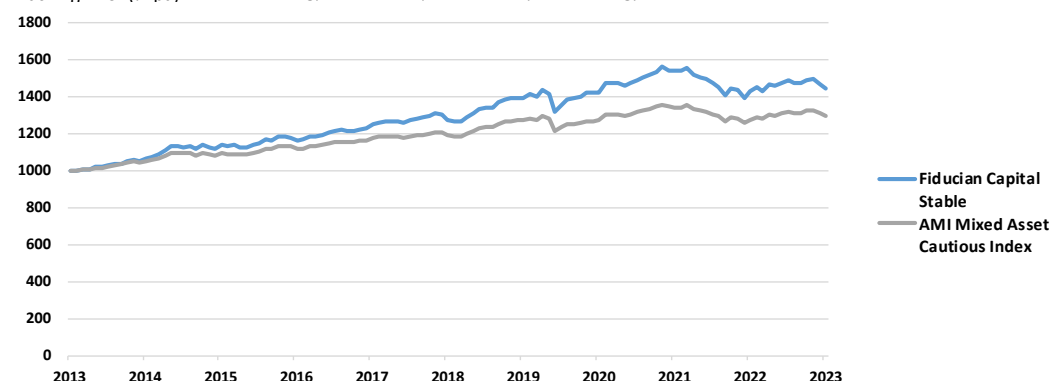
Performance and Risk

After fee returns as at 31 October 2023

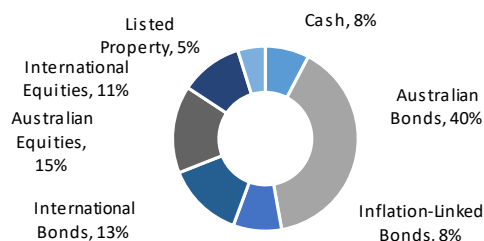

	1 Mth	3 Mth	6 Mth	1 Yr	3 Yrs	5 Yrs	7yrs	10 Yrs
Fund	-1.9%	-3.8%	-3.5%	0.6%	0.2%	2.4%	3.0%	3.7%
Index	-0.9%	-2.0%	-1.8%	1.9%	0.7%	1.7%	2.1%	2.6%
Excess	-1.0%	-1.8%	-1.7%	-1.3%	-0.4%	0.7%	0.9%	1.1%
Ranking				33/42	19/37	9/34	8/34	3/29

Risk Exposure

	1 Yr	3 Yrs	5 Yrs	10 Yrs
Fund Volatility (Std Dev %)	5.2%	5.7%	6.0%	4.8%
Benchmark (Std Dev %)	3.6%	3.7%	4.1%	3.3%
Beta	1.29	1.46	1.42	1.45
Tracking Error (% pa)	1.8%	2.2%	2.1%	1.8%



Tactical tilts and current asset weights



Fiducian Capital Stable Fund

Monthly Report - October 2023



Market Commentary and Outlook

The global economy remains sluggish due to severe measures taken by monetary authorities to reduce inflation. While inflation is slowing, manufacturing and service industry activity levels and retail sales point to a general slowdown in activity. However, employment levels remain high and need to come down further and this, along with an uptick in inflation rates could see interest rates stay high for an extended period. At the beginning of November, the Reserve Bank of Australia increased its cash rate by 0.25% to 4.35%, after being on pause since July.

In a repeat of last month, concerns that inflation rates remain too high saw an increase in bond yields. This had negative flow-on effects for most asset classes. The broad US market (S&P 500 index) declined by 2.2%, and the Australian stock market (ASX 200 index) declined by 3.8%. Interest rate sensitive sectors experienced falls, but some commodity prices, including iron ore and gold, rose during the month.

Looking ahead, geopolitical risks, alongside elevated interest rates and slower economic growth this year, represent potential headwinds for markets. The International Monetary Fund (IMF) is forecasting global growth to be 3.0% in 2023 and 2.9% 2024, which is below the long-term trend rate of growth. However, in broad terms, share markets continue to appear more attractive than most other investment opportunities.

Fund Commentary

The Fund underperformed the benchmark in October, with a return of -1.9%, compared to the benchmark return of -0.9%. Over the 12 months to the end of October, the Fund returned 0.6%.

Cash was the only asset class to finish the month higher, with falls seen in equities, property, and also in bonds.

The Fund currently has a small overweight to Australian and International equities, as relatively attractive valuations are offset by rising interest rates and a slowing economy. The weighting towards bonds has increased in recent months, with a preference for shorter-term Australian bonds over international bonds.

In the Zenith AMI Mixed Asset-Cautious Category, the Fiducian Capital Stable Fund returns were ranked 33 out of 42 funds over one year, 9 out of 34 funds over five years, and 3 out of 29 funds over the ten year period to 31 October 2023

Managers and weights

Asset Class	Fund Manager	Weight
Australian Equities 15.2%	Solaris	2.7%
	Fidelity	2.4%
	Bennelong	2.4%
	L1 Capital	2.2%
	Ausbil Dexia	3.1%
	Pendal	2.5%
International Equities 10.8%	Franklin Templeton	2.7%
	Challenger	3.4%
	Wellington GRE	1.4%
	Wellington Value	2.1%
	State Bank of India	0.1%
	Sundaram	0.2%
	Tata	0.1%
	EquiPoise	0.1%
	Vanguard	0.2%
	Wellington Technology	0.4%
	Wellington Biotechnology	0.1%
	Nordic Technology	0.1%
	Listed Property 4.8%	BlackRock
Phoenix		2.2%
Principal		2.1%
Australian Bonds 39.5%	Perpetual Fixed Interest	11.2%
	BlackRock	0.3%
	Challenger	28.0%
Inflation Linked Bonds 8.4%	Challenger	8.4%
International Bonds 13.4%	BlackRock	13.4%
	BlackRock	0.2%
Cash 7.9%	BlackRock	0.2%
	Cash	7.7%

Top stock holdings

Top Australian Stocks	Industry	Weight
BHP Group	Mining	9.5%
CSL Limited	Biotechnology	7.0%
Commonwealth Bank	Banks	5.3%
Santos Limited	Oil & Gas	4.4%
National Australia Bank	Banks	3.6%
Qbe Insurance Group	Insurance	3.3%
Goodman Group	REITS	3.2%
Macquarie Group Ltd	Banks	2.9%
Aristocrat Leisure	Entertainment	2.5%
Qantas Airways Ltd	Telecommunications	2.4%

Top International Stocks	Industry	Weight
Humana Inc	Healthcare-Services	2.1%
Synopsys Inc	Software	1.9%
Zscaler Inc	Computers	1.8%
Alphabet Inc	Internet	1.8%
Mercadolibre Inc	Internet	1.7%
Broadridge Financial	Software	1.7%
Tyler Technologies Inc	Software	1.6%
Equinix Inc	REITS	1.6%
Intercontinental Exchange	Diversified Financial	1.6%
Inari Medical Inc	Healthcare-Products	1.6%

Fiducian Investment Management Services Limited

Issued by Fiducian Investment Management Services Limited ABN 28 602 441 814 AFS Licence number 468211. This document provides general information only. It does not have regard to your objectives, financial situation or needs. We recommend that you seek financial planning advice, and consider whether this investment is appropriate to your objectives, financial situation and needs before making any investment decision.

The information has been compiled from sources considered reliable but is not guaranteed. Past performance is not indicative of future performance and we do not guarantee the performance of the Fund or any specific rate of return. Potential investors should also obtain and consider the relevant Target Market Determination (TMD) and Product Disclosure Statement (PDS) (available from your financial adviser and via fiducian.com.au) before making a decision about whether to acquire or continue to hold any financial product. All data is as at 31 October 2023 unless indicated otherwise.

Ranking data © FE fundinfo (Australia) Pty Limited ABN 18 601 868 311 (FE fundinfo), Authorised Representative of Zenith Investment Partners Pty Ltd ABN 27 103 132 672, AFSL 226872 under AFS Representative Number 1297668. Data provided by FE fundinfo does not constitute financial product advice. However, to the extent that any information in this document constitutes advice, it is General Advice (s766B Corporations Act) for Wholesale clients only and FE fundinfo has not taken into account the objectives, financial situation or needs of any specific person who may read it, including target markets of financial products, where applicable. It is not a specific recommendation to purchase, sell or hold any product(s) and is subject to change at any time without prior notice. Individuals should seek their own independent financial advice before making any investment decision and should consider the appropriateness of any advice in light of their own objectives, financial situations or needs. Investors should obtain a copy of and consider any relevant PDS or offer document before making any decision. Data is provided in good faith and is believed to be accurate, however, no representation, warranty or undertaking in relation to the accuracy or completeness of the data is provided. Data provided is subject to copyright and may not be reproduced, modified or distributed without the consent of the copyright owner. Except for any liability which cannot be excluded, FE fundinfo does not accept any liability for any errors or omissions, whether direct or indirect, arising from use of data or information contained in this document. Past performance is not an indication of future performance. Full details regarding FE fundinfo's contact details are available at <https://www.fefundinfo.com/en-au/contact-us/>